




COMPLETE SNOWPLOW ATTACHMENTS FOR THE

Bombardier SW-48 & SW-54



WWW.SAFETYONEINC.COM

STANDARD SNOWPLOW


SPECIFICATIONS		
	SW-48	SW-54
Blade width	5'	6'
Blade height	26"	26"
Height of lift (approx.)	18"	18"
Gauge of steel	10	10
Plowing width 17° angle	4'9"	5'9"
Plowing width 30° angle	4'3"	5'3"
Shipping wts. (lbs.) (approx.)	365#	395#

5-position blade angling — manual or Hydra-Turn

V-BLADE

SPECIFICATIONS		
	SW-48	SW-54
Width (cutting)	48"	60"
Height (center)	24"	24"
Height (end)	28"	30"
Width (top)	56"	68"
Weight (blade only)	300 lbs.	375 lbs.
Approximate weight (complete snowplow)	515 lbs.	590 lbs.

Complete with mount and lift frame, A-frame, quadrant, blade and ram, less hydraulics.




HYDRA-TURN SNOWPLOW KIT

Hydraulic blade angling from inside the cab. For use with either fan belt or Isarmatic controls. See over. →



MARK II ISARMATIC



complete electric hydraulic lift control



A WESTERN EXCLUSIVE FOR BLADE LIFT OR HYDRA-TURN ANGLING WHEN BOMBARDIER IS NOT EQUIPPED WITH HYDRAULIC SYSTEM.

WESTERN SNOWPLOW ATTACHMENT ALSO DESIGNED TO OPERATE WITH EXISTING BOMBARDIER HYDRAULIC SYSTEM.

HYDRA-TURN FOR BOMBARDIER MANUFACTURED SNOWPLOWS



FOR SW-48

... OR SW-54

Western Hydra-Turn kit provides hydraulic angling from inside the cab. One kit fits either Bombardier model and can be attached to your new plow or added to existing units in the field.

All necessary parts included: 2-turn rams, brackets, 4-way control valve, hose and fittings for attaching to existing plow and hydraulics. Hydra-Turn cushion valve also provided to protect hydraulic system from damage due to sudden impact.

The company reserves the right under its product improvement policy to change construction or design details and furnish equipment when so altered without reference to illustrations or specifications used herein.



SOLD AND SERVICED BY: