


WOLVERINE



THE WOLVERINE IS AN AMPHIBIOUS, TRACKED, ALL-SEASON VEHICLE DESIGNED TO TAKE ON THE TOUGHEST TERRAIN. THE WOLVERINE'S USES ARE AS DYNAMIC AS THE ENVIRONMENT CAN PRODUCE.



**Tactical Amphibious
Ground Support Systems**

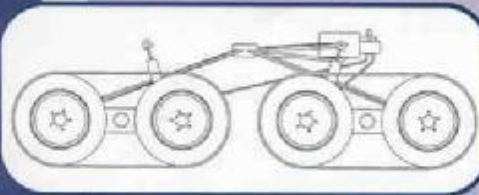
www.tagssystem.com

Wolverine by TAGS Systems

Vector Control

Highlights

The amphibious Wolverine offers a payload capacity of 1500 lbs. on land and 700 lbs. in flotation. The cargo area is an adaptable platform for mounting all your specialized needs. The economical 4 cylinder, 32 hp Kubota diesel engine, with our unique DVS drive system, allows the Wolverine to operate in the most challenging wetlands year-round.



The Hydrostatic DVS drive system eliminates the need for chains, sprockets, chain tension idlers, transmission belts, gears and long axles.

The high capacity loading, of 700 lbs. in flotation and 1500 lbs. on ground application, allows heavier payloads to deliver your cargo at reduced fuel and labor costs.


The cargo deck can be tailored to suit your specific payload requirements, for instance, large larvicide/insecticide applicators with their solution containers can be easily accommodated. The DVS drive assembly also incorporates a drive through feature, which provides a convenient location for additional equipment such as hydraulic and pneumatic equipment.

- LOW MAINTENANCE
- HIGH RELIABILITY
- HIGH DISPATCH ABILITY

The lightweight durable chassis of the Wolverine is constructed of an all aluminum body and a structural steel frame with optional rollover protection structure (ROPS).



**THE WOLVERINE'S USES ARE AS DYNAMIC
AS THE ENVIRONMENT CAN PRODUCE**



3715A Thatcher Avenue,
Saskatoon, Saskatchewan,
S7R 1B8 Canada
Phone: 306-664-9449
Toll Free: 1-866-244-8247
Email: info@tagssystem.com
Website: www.tagssystem.com

Printed in Canada