



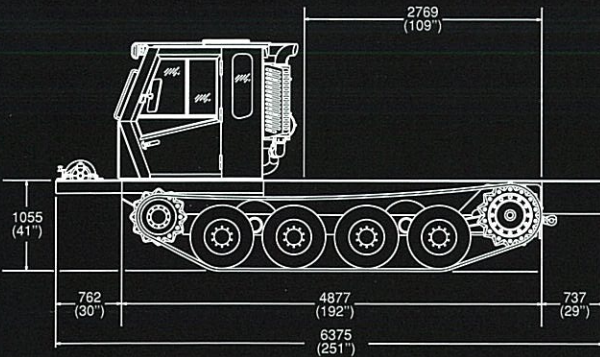
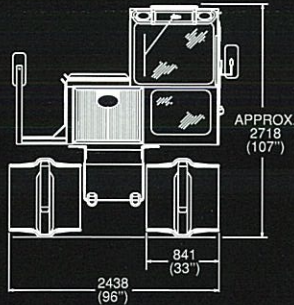
# GO-TRACT™ 1600






# GO-TRACT™ 1600

# SPECIFICATIONS



## EPA-CERTIFIED

The EPA-certified Caterpillar engine is installed, tested and certified in conjunction with the entire vehicle. Camoplast's commitment to exceptional quality results in this utility vehicle line-up that meets EPA Tier III standards.



*The color gray is used only for illustration purposes.*

### DIMENSIONS

Overall length without extension	4 877 mm	192 in
Overall width	2 438 mm	96 in
Overall height	2 718 mm	107 in
Ground clearance	427 mm	17 in

### PERFORMANCE

Curb weight (basic vehicle)	8 262 kg	18 215 lb
Payload	7 257 kg	16 000 lb
Maximum speed	8.2 km/h	5.1 mph
Fording depth	1 067 mm	42 in
Turning radius	0 m	0 in
Ground pressure	<b>no penetration</b>	<b>6 in penetration</b>
Basic vehicle	194 g/cm <sup>2</sup> (2.77 psi)	144 g/cm <sup>2</sup> (2.05 psi)
Loaded vehicle	363 g/cm <sup>2</sup> (5.20 psi)	269 g/cm <sup>2</sup> (3.85 psi)
Gradeability		
Uphill / downhill	60%	31°
Sidehill	40%	21.8°

### ENGINE

Make	Perkins	
Model	1106 D	
Type	Turbo diesel, electronic fuel system, EPA Tier III and EEC Stage IIIa	
Number of cylinders	6	
Displacement	6.6 L	403 in <sup>3</sup>
Power @ 2 200 rpm	144 kW	193 hp
Torque @ 1 400 rpm	846 N-m	624 lb-ft

### TRANSMISSION

	Make	Type
Pump drive	Funk	Triple pad
Hydrostatic pumps	Sauer-Danfoss	Axial, variable displacement
Hydrostatic motors	Sauer-Danfoss	Axial, fixed displacement
Planetaries	Bonfiglioli Trasmital	

### CONTROL

Type	Microcontroller with color display
Inputs	Steering wheel, F-N-R lever and speed pedal
Outputs	Independent control of each track
Other features	Anti-stall

### ELECTRICAL

Voltage	12 V
Alternator	120 A
Battery capacity	2 X 950 CCA

### SUSPENSION

Type	Walking beam
------	--------------

### WHEELS

Quantity	8
Type	Solid
Dimensions	650 X 16

### TRACKS

Type	D-dent, hardened steel	
Width	838 mm	33 in
Belt	Rubber, 5-ply or 6-ply	
Tensioner	Grease-filled cylinder	

### CHASSIS

Type	Tub
Drain plug	Yes
Access panels	Yes

### CAPACITIES

Cooling system	28 L	7 US gal
Fuel tank	250 L	66 US gal
Hydrostatic tank	100 L	26 US gal

### PROVISION FOR EXTRA HYDRAULIC PUMP

Location	Top pad on triple pump drive
Flange type	SAE B - 4 in dia. pilot
Shaft type	SAE B - 13 teeth, 16/32 pitch
Direction of rotation	CCW (when looking at pump shaft)
Max rotational speed	3 390 rpm

### OPTIONAL EQUIPMENT

• Front winch, 20 000 lb capacity	• Exterior heated mirrors
• Winterizing kit	• Amber beacon light
• Winter radiator blanket	• Air conditioning
• Intermittent rear and front whipers and washers	• Electronic inclinometer
• Flat tracks	• Remote controlled directional spotlight
• Heavy duty brushguards	• Radio CD AM/FM
• Rear pintle hook	

[camoplast.com](http://camoplast.com)

©2007 Camoplast Industrial Inc. All rights reserved. © and TM are trademarks of Camoplast Industrial Inc. Camoplast Industrial Inc. reserves the right to change or discontinue any specifications, designs, features, models or accessories shown or indicated without notice.

