

the AKTIV Groomer-Tracker

Hard-Packed ski trails are the specialty of the Groomer-Tracker.


Specifications:

4 Foot Groomer-Tracker

Width 53"
 Length 12½'
 Height 20"
 Weight 425 lbs.

Also available in 5 ft. with
 double track setters


This Aktiv Groomer features a track setter that can be controlled from your pull vehicle. You can lift the track setter completely off the snow to eliminate tracks. It also has an electric lift for adjusting the cutting blade to cut hard mogels and fill in holes. This track setter has adjustable side guides to keep your track straight. The compression blocks have angled side walls to give a good, firm wall and hard track. The groomer blade has two adjustable V-shaped cutters that the tracker can follow. This feature makes it possible to cut very hard mogels and you won't need two different trackers for different types of snow. Adjustments can be made from the pull vehicle simply by using the electric lift.


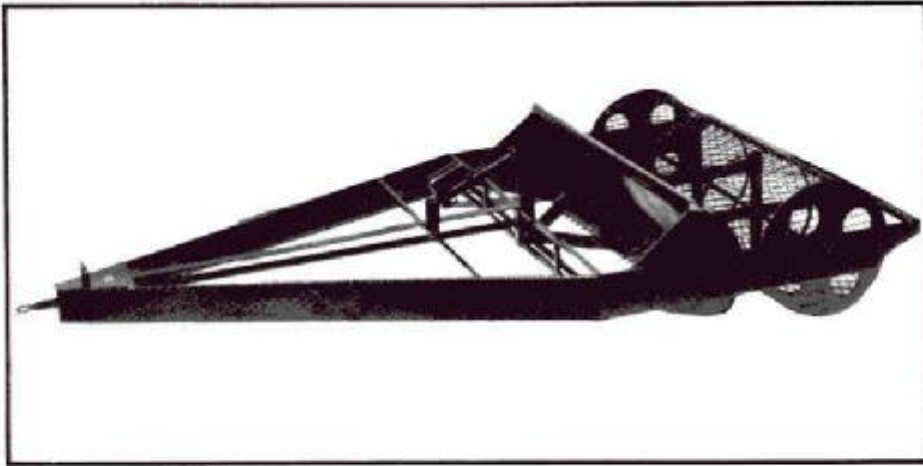


Left above: Tracker setter with adjustable side guides for straight tracks.

Left below: You can lift the track setter completely off the snow allowing you to eliminate tracks where they are not desired.

Below: V shaped cutters for cutting very hard snow.





the AKTIV Groomer

Designed for grooming snowmobile trails to a smooth & lasting surface.

The best in small trail grooming equipment is now available from your Aktiv dealer. The 4 or 5 foot groomer can be pulled by a large snowmobile like the Aktiv Grizzly. The groomer features an electric adjustable blade that smooths out the mogles and a roller compacter that packs the loose snow to give a smooth hard trail that lasts. The blade has a serated edge so it will cut hard mogels. It rolls the snow ahead to fill in the low spots. Rolling the snow ahead causes it to set up much harder and you will have a longer lasting trail.

Specifications:

Groomer	5 Foot	4 Foot
Width	53"	64"
Length	9'	10'
Height	20"	20"
Weight	325 lbs.	340 lb.

6 ft. Groomer also available to be pulled by SNOW TRACK



Left: Serated teeth gives blade good penetration when grooming hard packed conditions.

Below left: Electric Lift allows you to make your adjustments right from your pull vehicle.

Below right: Hitch has safety shear pin to avoid sudden stops.

